



realfyre™

PREMIUM GAS LOGS



Real Fyre • 2023 Vented Collection Brochure • R H Peterson Co.



PREMIUM GAS LOG SETS
Vented Collection

RH PETERSON CO.



CRAFTED WITH PRIDE
IN THE USA SINCE 1949

Charred Series



Scan to see the full collection, compatible burners and accessories.

Pictured above: Charred Majestic (CHMJ) gas logs with G45 burner system.

Like an artist who can bring the beauty of nature to life, Real Fyre® artisans work from real wood samples to meticulously recreate the intricate bark detail and natural coloration of deeply charred wood. The burned-through centers of the resulting log sets—from the Charred American Oak to the Charred Majestic Oak—reveal the brilliance and fiery heart of a robust, long-burning fire.

The **Charred Series** from Real Fyre®, experience the pinnacle of realism...so real you can almost smell the wood.



Sizes 16"-30"



Burnt Rustic Oak (HCHR)

Sizes 18"-36"



Charred Split Oak (CHS)

Sizes 18"-30"



Burnt Split Oak (HCHS)

Sizes 18"-30"



Charred Northern Oak (CHN)

Sizes 18"-30"



Charred Oak Stack (CHDS)

Sizes 18"-42"



Charred Royal English Oak (CHB)

Sizes 24"-36"



Pioneer Oak (PN)

Sizes 24"-36"



Charred Grizzly Oak (CHGO)

Sizes 18"-30"



Charred Angel Oak (CHMA)

Sizes 18"-30"



Charred Angel Split Oak (CHMS)

Designer Series



All of our gas logs are steel reinforced for longer life.



Scan to see the full collection, compatible burners and accessories.



Pictured above: Royal English Oak Designer (BD) gas logs.

These hand painted originals, modeled from real wood samples, add a touch of elegance to your home. The quality and design of the Real Fyre® **Designer Series** captures the realism, texture, and subtle nuance of nature's handiwork. Experience the Designer Series from Real Fyre® and enjoy what's worth remembering.




Sizes 24" - 36"

Charred Split Oak (CSO)




Sizes 18" - 30"

White Birch (WB)



Sizes 18" - 36"

Split Oak Designer Plus (SDP)



Sizes 12" - 60"

Golden Oak Designer Plus (RDP)

Sizes 16"-42"



Rustic Oak Designer (HRD)

Sizes 18"-30"



American Oak (AO)

Sizes 18"-42"



Royal English Oak Designer (RD)

Sizes 18"-36"



Chestnut Oak (CN)

Sizes 18"-30"



Split Oak (S)

Sizes 18"-30"



Woodland Oak (WO)

Sizes 18"-30"



Rugged Split Oak (RRSO)

Sizes 18"-42"



Mountain Birch (MBW)

Sizes 18"-30"



Woodstack (WS)

Sizes 18"-30"



Western Campfire (WCF)

Classic Series



Scan to see the full collection, compatible burners and accessories.



Pictured above: Rugged Oak (RRO) log set with G4 burner system

Since originating the gas log set over 65 years ago, Real Fyre® has grown to offer the broadest selection of log sets to enhance the home, and the most innovative technologies to safeguard the environment. Through it all, the **Classic Series** has withstood the test of time with traditional favorites, like Golden Oak, which will always be in style. Experience the Classic Series from Real Fyre® and experience what's new again.



Specialty Series



Scan to see the full collections, compatible burners and accessories.

Additional See-Thru Sets (not pictured):

- Charred Royal English Oak, See-Thru (**CHB-2-**) / Sizes 18" - 42"
- Split Oak Designer Plus, See-Thru (**SDP-2-**) / Sizes 18" - 36"
- Mountain Birch, See-Thru (**MBW-2-**) / Sizes 18" - 30"
- Golden Oak, See-Thru (**R-2-**) / Sizes 16" - 42"
- Coastal Driftwood, See-Thru (**CDR-2-**) / Sizes 18" - 36"

See-Thru Sets

Unique in their design and purpose, the specialty sets are crafted to meet the needs of specific fireplace types. Now, whatever the experience you hope to spark, Real Fyre can make it a reality. Experience a Specialty Set from Real Fyre and experience what's special.

Sizes 16"-30"



Charred Oak, See-Thru
(**CHD-2-**)

Sizes 18"-30"



Charred Rugged Split Oak, See-Thru
(**CHRSO-2-**)

Sizes 18"-30"



Charred American Oak, See-Thru
(**CHA0-2-**)

Sizes 18"-30"



American Oak, See-Thru
(**A0-2-**)

Sizes 16"-60"



Golden Oak Designer Plus, See-Thru
(**RDP-2-**)

Sizes 18"-30"



Rugged Split Oak, See-Thru
(**RRSO-2-**)

G52 Radiant Fyre Burner System



Scan to see the full collection.

With enticing dancing flames, you can feel the warmth and experience the glow of the Peterson Real Fyre® G52 Radiant Fyre gas log systems. Molded with an exclusive fiber enhanced refractory ceramic mixture, these handcrafted logs showcase the crisp Charred Evergreen Oak, Charred Evergreen Split Oak bark detail, as well as the unique look of the new Burnt Aspen and the new Colonial Oak log sets.



Charred Evergreen Oak (ENO)



Charred Evergreen Split Oak (ENS)



Colonial Oak (COLO)



Burnt Aspen (BTA)

Key Features:

- Exclusive stainless steel booster grid acts as a catalyst to increase the intensity of the fire and the glow of the logs
- Dual-tiered burner system uses fewer BTU's while radiating a higher, robust fire with dancing flames
- Hidden controls are positioned under the burner for a compact footprint to fill your fireplace with flame
- Multiple control options for indoor burner include:
 - Electronic valve with Intermittent Pilot Ignition (IPI) and variable flame height control via remote (-2VT)*
 - Electronic valve with Intermittent Pilot Ignition (IPI) and on/off remote control (-02)*
 - Millivolt valve with standing pilot and variable flame height control via remote (-17)*
 - Manual valve with standing pilot (-A)
 - Match-lit (Natural Gas only)
- For use with Natural Gas or Propane
- Burner available in 18/20" and 24/30" sizes
- Compatible with our unique fiber enhanced ceramic refractory mix Charred Evergreen Oak (ENO), Charred Evergreen Split Oak (ENS), Colonial Oak (COLO), & Burnt Aspen (BTA) gas logs; in sizes 18/20", 24", and 30"



Decorative Heat Shield Included (-2VT, -02, & -17 valves only)



*May be used in Manual Mode

G31 3-Tiered Burner System



Scan to see the full collection.

The Real Fyre® G31 three(3)-tiered burner system creates high and full-bodied flame...while using fewer BTU's than other vented burner systems. This burner has 2 specially designed log sets...PLUS it is also compatible with 7 additional gas log sets from the Real Fyre® Vented Charred Series Collection.



Sizes 18", 24", 30", 33", & 39"

Mountain Crest Oak (MCO)




Sizes 18", 24", 30", 33", & 39"

Mountain Crest Split Oak (MCS)

Key Features:

- 3-Tiered burner design for high, full-bodied flame...uses fewer BTU's than other vented burners
- Compact footprint to fill your fireplace
- Porcelainized reflective front panel to provide a deeper ember bed reflection
- Multiple control options include:
 - Electronic valve with Intermittent Pilot Ignition (IPI) and variable flame height control via remote (-2VT)*
 - Electronic valve with Intermittent Pilot Ignition (IPI) and on/off remote control (-02)*
 - Millivolt valve with standing pilot and variable flame height control via remote (-17)*
 - Manual valve with standing pilot (-A)
 - Match-lit (Natural Gas only)
- For use with Natural Gas or Propane
- Burner available in 18/20", 24/30", and 33/39" sizes
- Exclusively designed log sets include: Mountain Crest Oak (MCO) and Mountain Crest Split Oak (MCS); sizes 18", 24", 30", 33", and 39"

Decorative Heat Shield Included (-2VT, -02, & -17 valves only)



Shown: G31-24/30-17

Reflective Front Panel

*May be used in Manual Mode

Burner system also **compatible with 7 additional gas log sets** from the Charred Series Vented Collection.



Sizes 18/20", 24", & 30"

Charred Angel Oak (CHNA)



Sizes 18/20", 24", & 30"

Charred Angel Split Oak (CHNS)



Sizes 18/20", 24", & 30"

Charred Oak (CHD)




Sizes 18/20", 24", 30", & 36"

Charred Split (CHS)



Sizes 18/20", 24", & 30"

Charred American Oak (CHAO)



Sizes 24", 30", & 36"

Charred Royal English Oak (CHB)



Sizes 18/20", 24", 30" & 36"

Charred Mountain Birch (CHMBW)

Specialty Sets



Scan to see the full collections, compatible burners and accessories.



Pictured above: Mammoth Pine (MP) gas logs with Epic (EC) burner system.

Epic Burner System

Sizes 36" - 60"



Mammoth Pine (MP)



EC

Epic Burner System

- This burner is designed for use with the Mammoth Pine log set
- Its clean-burn requires no granules or embers; ideal for commercial applications such as restaurants and hotel lobbies
- ANSI certified models available with multiple factory-installed safety valves
- Sizes: 36", 48", & 60"

P45 Pan Burner System

Sizes 18"-30"




Shoreline Driftwood (SDW)

Sizes 18"-30"



Shoreline Driftwood (SDW)

Sizes 18"-30"



Epic Black Fyre Spheres (FSx) EB



P45

Tapered Dual-Pan Burners

- Tapered pan design with H-burner to create a dynamic flame pattern
- Designed for use with the Fyre Spheres, Glass Media, and special gas log sets
- ANSI certified models available with factory-installed safety valves
- Sizes: 18", 24", & 30"

Contemporary Options




Pictured above: Gold Reflective Fyre Glass (GL-HR).




Scan to see the full collections, compatible burners and accessories.

Fyre Glass

Crushed Fyre Glass shines radiantly throughout your entire fireplace and creates a brilliant fire as flames reflect off the Fyre Glass' multi-faceted surfaces. It is fully tempered "toughened" glass - fire tested up to 1200°F by Peterson's accredited laboratory. Fyre Glass is formulated to stay as radiant as the first day it's installed and can tolerate extreme temperatures without melting or discoloring. Choose one or several of our many available colors to customize your fireplace, or outdoor fire feature.



Reflective Fyre Glass



Available in a 5 lb bag, a 7.5 lb bag, a 10 lb bag, a 10 lb jar, or a 40 lb container.

NOTE: COLORS MAY VARY FROM THOSE SHOWN IN PHOTOS.

Fyre Gems

Fyre Gems are designed so that your fireplace will glow and sparkle in a sea of vibrant, glistening flame. Their rounded and smooth surfaces reflect the fire, providing a unique hearth experience. Each Fyre Gem is approximately 5/8" in diameter and is manufactured to withstand the extreme heat and temperature variations in the fireplace without melting or discoloring. Choose one or several of our many available colors to customize your fireplace or outdoor fire feature.



Black Pearl (GLG-**-J)



Blue Topaz (GLG-**-T)



Champagne (GLG-**-D)



Deep Amber (GLG-**-A)



Emerald (GLG-**-E)



Glacier (GLG-**-C)



Sapphire (GLG-**-S)



Ruby (GLG-**-RY)

Available in a 5 lb bag, a 7.5 lb bag, a 10 lb bag, a 10 lb jar, or a 40 lb container.

NOTE: COLORS MAY VARY FROM THOSE SHOWN IN PHOTOS.

Diamond Nuggets

The newest shapes in contemporary glass are the new Diamond Nuggets. With a unique brilliance, distinct from any other, Real Fyre's® icy Diamond Nuggets set the standard in contemporary style. These crystal-like oversized nuggets radiate a clean, modern feel and are available in seven glittering colors.



Clear (GLD-**-C)



Steel Blue (GLD-**-SB)



Rosé (GLD-**-R)



Emerald (GLD-**-E)



Pacific Blue (GLD-**-PB)



Black Luster (GLD-**-BL)




Deep Black (GLD-**-DB)

Available in a 5 lb bag, a 7.5 lb bag, a 10 lb bag, a 10 lb jar, or a 40 lb container.

NOTE: COLORS MAY VARY FROM THOSE SHOWN IN PHOTOS.

Fyre Spheres & Stones



6" Spheres

Epic Black (FS6-4-EB)
Graystone (FS6-4-GS)

5" Spheres

Epic Black (FS5-4-EB)
Graystone (FS5-4-GS)

4" Spheres

Epic Black (FS4-4-EB)
Graystone (FS4-4-GS)

3" Spheres

Epic Black (FS3-4-EB)
Graystone (FS3-4-GS)

2" Spheres

Epic Black (FS2-4-EB)
Graystone (FS2-4-GS)



STN-20

20-pc. Designer River Rock Fyre Stones



10-pc. River Rock Fyre Stones

(4 Colors available)



CSTN-20-C

20 lbs. Creekstones, Cloud (Approx. 140 pcs.)



CSTN-20-CG

20 lbs. Creekstones, Mixed (Approx. 140 pcs.)



CSTN-20-B

20 lbs. Creekstones, Black (Approx. 140 pcs.)

Burner Systems



Scan to see the full list of vented burners.

The extensive Real Fyre® collection of burner systems, for both gas logs and contemporary options, offer the most versatile and comprehensive lineup in the industry. Each burner design is meticulously engineered to enhance and maximize the beauty and realism of every Real Fyre® product. From match-lit G4 burners to ANSI certified stainless steel see-thru burners, you'll be sure to find the right burner for your unique setting. Most burners are available in Natural Gas or Propane.



G4 & GX4 Glowing Ember Burners*

- Classic, single burner setup
- Compatible with most Real Fyre® log styles and controls
- The **GX4** models (and sizes over 36") include a heavy-duty grate
- Sizes: 12", 16/19", 18/20", 24", 30", 36", 42", 48", & 60"



G45 & GX45 Triple T Burners*

- Features an H-burner setup to enhance the ember bed
- Compatible with most Real Fyre® log styles and controls
- ANSI certified models available with multiple factory-installed safety valves (models up-to 36" only)
- The **GX45** models (and sizes over 36") include a heavy-duty grate
- Sizes: 16/19", 18/20", 24", 30", 36", 42", 48", & 60"



G45-**-SS Stainless Steel Triple T Burners*

- Stainless steel construction ideal for outdoor use
- Features an H-burner setup to enhance the ember bed
- Compatible with most Real Fyre® log styles
- Sizes over 36" include a heavy-duty grate
- Sizes: 16/19", 18/20", 24", 30", 36", 42", 48", & 60"
- Optional Stainless Steel Grate available for purchase in sizes: 18", 24", & 30"



G45-2 & GX45-2 See-Thru Triple T Burners*

- Features a "triple" burner setup to enhance the ember beds
- Ideal for see-thru, peninsula, or island fireplaces
- Compatible with most See-Thru Real Fyre® log styles
- ANSI certified models available with multiple factory-installed safety valves (models up-to 36" only)
- The **GX45-2** models (and sizes over 36") include a heavy-duty grate
- Sizes: 16/19", 18/20", 24", 30", 36", 42", 48", & 60"



G46 Advanced Glowing Ember Burners*

- Features an H-burner setup with hidden installed controls
- Uses less BTU's while still providing a lively flame
- Compatible with most Real Fyre® log styles
- ANSI certified models available with multiple factory-installed safety valves
- Sizes: 18/20", 24", & 30"



G45-GL Triple T Glass Burners

- Features an H-burner setup that creates an enchanting flame picture when used with Fyre Gems and Fyre Glass
- Elevated platform provides the maximum effect of the reflective nature of glass and spreads the flame for ultimate beauty
- ANSI certified models available with multiple factory-installed safety valves (models up-to 36" only)
- Stainless steel outdoor model also available
- Sizes: 16/19", 18/20", 24", 30", 36", 42", 48", & 60"



G45-2-GL-**-SS Stainless Steel See-Thru Triple T Glass Burners

- Stainless steel construction ideal for outdoor use with see-thru, peninsula, or island fireplaces
- Features a "triple" burner setup to create an enchanting flame
- Elevated platform provides the maximum effect of the reflective nature of glass and spreads the flame for ultimate beauty
- Sizes: 16/19", 18/20", 24", 30", 36", 42", 48", & 60"



G45-2-GL See-Thru Triple T Glass Burners

- Features a "triple" burner setup to create an enchanting flame
- Ideal for see-thru, peninsula, or island fireplaces
- Elevated platform provides the maximum effect of the reflective nature of glass and spreads the flame for ultimate beauty
- ANSI certified models available with multiple factory-installed safety valves (models up-to 36" only)
- Sizes: 16/19", 18/20", 24", 30", 36", 42", 48", & 60"



PB Flame Pan Burners

- Pan burners design allows flames to erupt over the entire pan
- Ideal for see-thru, peninsula, or island fireplaces
- Compatible with most Real Fyre® logs and contemporary media
- ANSI certified models available with multiple factory-installed safety valves (**PB** models 18/20", 24", & 30" only)
- Sizes: 16", 18", 20", 24", 30", 36", & 42"

* These burners are shown with optional control system.

Safety Valves & Control Options




Scan to see the full list of safety valves and control options.

Choose from a selection of manual, remote control, and Bluetooth control options to best suit your desires.



Bluetooth Control

Use your smart phone to control your Real Fyre gas logs! Compatible with selected Real Fyre vented ON/OFF controlled burners, the compact battery operated **Real Fyre Bluetooth Control** connects easily to your appliance... then download the app and you're ready to go. Choose oak or white birch wood chunk covers to conceal and protect the receiver in your fireplace.



EPK-3V(P)-TR

High Capacity, 110V Electronic Valve Kit
(Compatible w/ **G4, G45, & G45-2** listed burners)



EPK-2V(P)-TR

110V Electronic Valve Kit
(Compatible w/ **G4, G45, & G45-2** listed burners)



EPK-2(M)(P)

Auto. Remote Lighting Safety Pilot System
(Compatible w/ **G4, G45, G45-2, & P** listed burners)



APK-17(M)(P)

Low Profile, Auto. Safety Pilot System
(Compatible w/ **G4, G45, G45-2, & P** listed burners)



APK-15(P)

Auto. Safety Pilot System w/ Variable Remote
(Compatible w/ **G4, G45, G45-2, & P** listed burners)




APK-11(M)(P)

Low Profile, Auto. Safety Pilot System
(Compatible w/ **G4, G45, G45-2, & P** listed burners)



APK-10(M)(P)

High Capacity, Auto. Safety Pilot System
(Compatible w/ **G4, G45, G45-2, & P** listed burners)



SPK-26(P)

Low Profile Safety Pilot System
(Compatible w/ **G4, G45, G45-2, & P** listed burners)



AV-17, AV-18, & AV-30

Manual Valves



VR-2A (shown)

Deluxe variable flame height remote control.
Thermal control temperature display.

VR-1A - Standard variable flame control.



RR-1A (shown)

Standard on/off remote control.

RR-2A - Deluxe on/off remote with
thermostatic control.



WS-1

Wall switch for log set, on/off control.

Premium Accessories



Scan to see the full collection of premium accessories.

Create a cozy and elegant environment in your home with Real Fyre Gas Logs & Premium Accessories. Select from an array of additional branches, wood chunks, acorns, and pine cones.



PC-4
Designer Pine Cones



AC-6
Acorns



CHA-1
Charred Accessory Kit



Wood Chips:
• **WCH-6** - Charred
• **WC-6** - Designer



WCRD-1
Wood Chip Ring



SB-BONUS
Birch Bonus Logs



SD-BONUS
Designer Bonus Logs



SS-BONUS
Split Bonus Logs



BDC-4
Charred Branches



BR-2
9" Oak Branches



CS-10
Select White Sand (10 lb. bag)



LF-15
Vermiculite Granules



Lava-Fyre Granules
• **LF-10** - 10 lb. bag
• **LF-5** - 5 lb. bag



LFC-10
Lava-Fyre Coals (10 lb. bag)



EB-1
Black Embers



EM-1
Ember Glow



EM-1S
Super Embers
(Includes Bryte Coals)



EM-11
Bryte Coals



WCDC-1
Wood Chunk Decor Cover
(Hides remote receiver)



PCDC-1
Pine Cone Decor Cover
(Hides remote receiver)



WCBC-1
Charred Birch Decorative Cover



WCAB-1
Charred Birch Decorative
Wood Chunk



Log Lighters (Natural Gas only)
• **LG-1** - Rigid Single Gas log lighter
• **LL-1** - Gasaver Single Gas log lighter
• **LC-1** - 14" Cast Iron log lighter



Volcanic Stones
• **VS-25** - 25 lb. box
• **VS-12** - 12 lb. box

DECOR PACKS



HDK-1
Decor Pack



DP-2
Decor Pack



DP-7
Decor Pack (Featuring Bryte Coals)



DP-5
Decor Pack



RK-1
Refresh Kit (Natural Gas)

Fyrebacks

The Real Fyre® collection of Fyrebacks is specially designed to augment the flame reflection in your fireplace while providing a functional backdrop for your fire logs or Contemporary Alternative products. Contemporary or Traditional styles are available in either satin stainless steel, polished stainless steel, or a black porcelain finish.

Traditional Fyrebacks



FBS-24 (Satin Stainless)



FBSP-24 (Polished Stainless)



FBSB-24 (Black Porcelain)

Contemporary Fyrebacks



FBC-24 (Satin Stainless)



FBCP-24 (Polished Stainless)



FBCB-24 (Black Porcelain)

Real Fyre® Vented Gas Log Sets Limited Warranty Highlights

All Peterson Vented Ceramic Refractory Gas Logs are warranted for as long as you own them (**Lifetime**).

All Peterson Vented Burners are warranted for **Ten (10) Years**.

SPK-26 controls are covered by a **Three (3) Year** "ALL PARTS" warranty; the APK-17 valve is warranted for **Two (2) Years**.

All other Peterson valves, pilots and controls are covered by a **One (1) Year** Limited Warranty (excluding batteries).

Real Fyre® Charred Majestic Oak (CHMJ) gas logs shown on front cover Real Fyre® Woodstack (WS) gas logs (w/ Wood Chip Ring, Pine Cone, & Acorns) shown in Estate Series fireplace by Lennox on back cover.

The Robert H. Peterson Co. reserves the right to amend product specifications without prior notice.



14724 PROCTOR AVE. CITY OF INDUSTRY, CA 91746 • WWW.REALFYRE.COM

Real Fyre® Gas Logs are accepted by national and local building codes and authorities, and are available with one or more of the following listings or certifications: CSA, RADCO, OMNI, ICC

Proud members of Hearth, Patio and Barbecue Association (HPBA), National Propane Gas Association (NPGA), and National Fireplace Institute (NFI) Advocate.

L-A1-01823

Rev. 00 - 2304211610

